

T8V.320

Specifications



Power at crankshaft	235 kW [320 hp]
Displacement	4.5 l [272 in ³]
Configuration	8 cylinders V design 90° 4 valves per cylinder
Operation type	4 stroke Diesel
Bore & Stroke	86 x 96 mm [3.39 x 3.78 in]
Compression ratio	15.8:1
Rated speed	3800 rpm
Idle speed	550 rpm
Peak torque	745 Nm
Peak torque speed	2500 rpm
Dry weight	435 kg [959 lb]

Engine base	Toyota
Fuel system	Direct injection High pressure Common Rail Electronically controlled
Air intake	Twin turbocharger
Cooling	Closed cooling with heat exchanger
Mounting angle	7° Front up 7° Front down
Alternator	12 Volt 120 Amp
Rating	M6
Emission compliance	EPA marine Tier 3 RCD2 2013/53/EU

T8V.320

235 kW [320 hp] @ 3800 rpm

TECHNICAL DESCRIPTION

Engine block

- ❑ 8 cylinders V design 90°
- ❑ 4 valves per cylinder
- ❑ Dual overhead camshafts (DOHC)
- ❑ Watercooled exhaust manifold
- ❑ Internal balancers

Fuel system

- ❑ Common Rail fuel injection system
- ❑ Fuel filter with hand primer
- ❑ Integrated fuel cooler

Lubrication system

- ❑ Replaceable full-flow oil filter
- ❑ Oil dipstick
- ❑ Transmission oil cooler

Cooling system

- ❑ Closed cooling with heat exchanger
- ❑ Gear driven self-priming raw water pump
- ❑ Coolant circulating pump
- ❑ Water cooled exhaust elbow

Electrical system & Instrumentation

- ❑ 12V 120A alternator
- ❑ 12V Electrical system
- ❑ Complete instrumentation including key switch and alarms
- ❑ Extension cable harness with plug-in connection

Air intake

- ❑ Twin turbocharger
- ❑ Intercooler

Other features

- ❑ Flexible engine mounting

Optional equipment & accessories

- ❑ Complete marine propulsion systems
- ❑ Marine transmission adaptation kits
- ❑ Throttle and shift controls
- ❑ Additional instrumentation, Flying bridge extension harness
- ❑ Complete fuel systems
- ❑ Complete exhaust systems

RATING

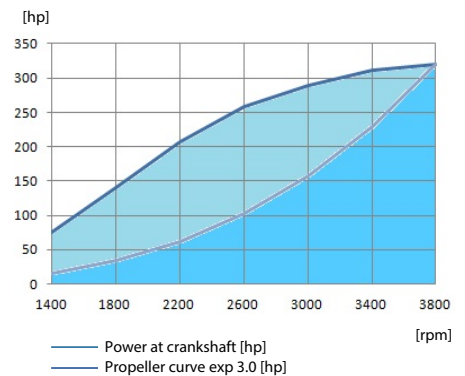
- ❑ Up to 500 annual operating hours
- ❑ Load factor up to 35%
- ❑ Full power for no more than 30 minutes out of each 8 hours of operation. The remaining operation time must be at or below cruising speed

TRANSMISSIONS

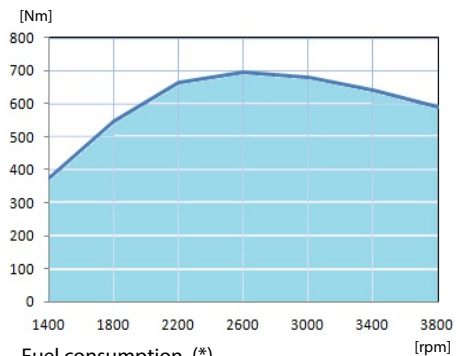
Contact your local dealer for more details and availability for transmission model and type.

PERFORMANCE CURVES

Power at crankshaft (*)

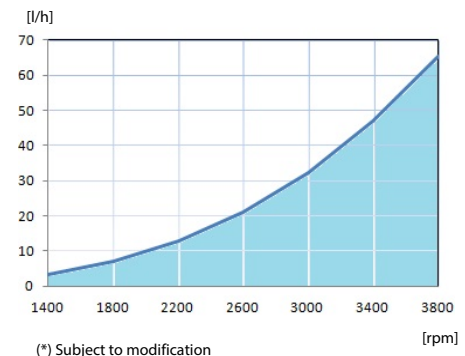


Torque at crankshaft (*)

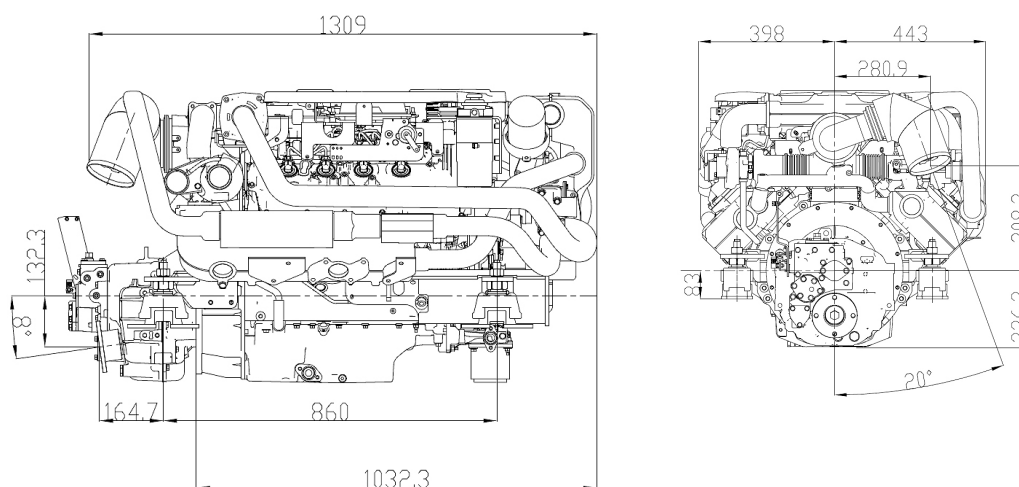


Fuel consumption (*)

At calculated propeller load exp 3.0



DIMENSIONS



Nanni Industries S.A.S. France
11, Avenue Mariotte - Zone Industrielle
33260 La Teste - France
Tel: +33 (0)5 56 22 30 60
Fax: +33 (0)5 56 22 30 79

Nanni Trading S.R.L
Via Degli Olmetti, 5/B
00060 Formello (RM) - Italia
Tel: +39 (0)6 30 88 42 51/52/53
Fax: +39 (0)6 30 88 42 54

Technical data according to ISO 8665. Specifications are subject to change without notice. Images and illustrations may show non standard equipments. All combination of equipment & accessory are not available.
190914-ENG